

Debate Research Tips

Step #1: Books

Use the Online Catalog to search for materials and use the ones suggested below. <http://lhwildcats.org/library>

Titles—all located in the Desk Reference Area

<i>Contemporary World Issues</i>	<i>Opposing Viewpoints</i>
<i>Information Plus</i>	<i>Pro/Con</i>
<i>Library in a Book</i>	<i>Taking Sides – 30 + volumes</i>

*Citation information can be found via the On-Line Catalog. Add the book title to “[add to this list](#)”, then click “[in this list](#)” (right-hand side); finally, click “[Go](#)” at the bottom of the page next to the citation tab.

Step #2: Gale Virtual Reference Library = e-books

Login ID: wildcats

Areas to Use: Located in the [Gale Resource Center](#). Click on “basic search” or if you want to restrict your search, use “advanced search”.

Citation: Information is at the end of the article. Or click on “citation tools”.

Step #3 Databases

Use journal articles and materials from the library’s databases at <http://lhwildcats.org/library>.

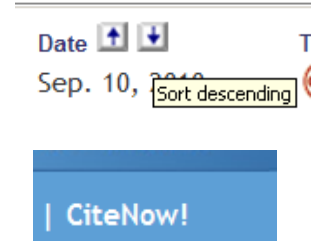
CQ Researcher:

User Name: libertyville

Password: wildcats

Areas to Use: Generate a 'quick search' or open the Pro/Con Section on the left-hand side of the page. Click the arrow at the date tab for most current articles to be listed first.

Citation: Click on the "Cite Now" tab at the top of the page, then select "MLA Style" for the 7th Edition format.



EbscoHost

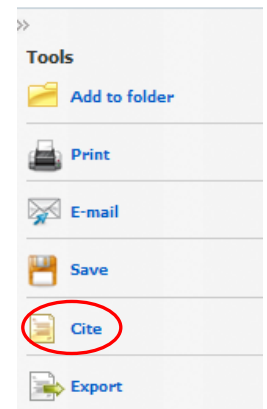
Login: libertyville

Password: wildcats

Areas to Use: Magazine, Newspaper, Health, Images, Bios, etc. Click on "select all." Do a basic search but be sure to check the "full text" box. In left-hand margin, select either "HTML Full Text" or "PDF Full Text".

Click on the "Student Resource Center" and click on "Current Issues" on the left-hand side or generate a basic search. Will need to generate the citation.

Citation: Use the fifth icon that says "cite" that is on the right-hand side of the page under "Tools."



FirstSearch:

User Name: 100107316

Password: wildcats

Areas to Use: Click on “Articlesfirst” in the upper, left-hand corner—always check the “full text” box. You can restrict the years to 2010 or 2011 for the most current information.

Citation: The citation information is done and found under the tab “External Resources: Cite This Item.” Select the proper form. See the illustration below.

The screenshot displays the SILC interface for Libertyville High School Library Media Center. The page title is "ArticleFirst Detailed Record". The search results show "ArticleFirst results for: kw: health and kw: care and kw: reform and yr: 2009-2010 and ft: fulltext. Record 4 of 24." The "External Resources" section is circled in red, showing a link for "Cite This Item".

GET THIS ITEM

Full Text: [View Full Text in PDF format \(WilsonSelectPlus\)](#) [View Full Text in HTML format \(WilsonSelectPlus\)](#)

Availability: **Check the catalogs in your library.**
Libraries worldwide that own item: 975 [Get full text](#)
• [Borrow this item from another library \(Interlibrary Loan\)](#)

External Resources: [Cite This Item](#)

Author(s): [Parker, Robert P](#)

Title: **Key Statistics for Health Care Reform**

Source: *Business economics* : the journal of the National Association of Business Economists. 44, no. 4, (2009): 229 (7 pages)

Additional Info: National Association of Business Economists

Alt Journal: **Uniform Title:** Business economics (Cleveland, Ohio) **Key Title:** Business economics (Cleveland, Ohio)

Standard No: ISSN: 0007-666X CODEN: BECODS

OCLC No: 1537881

Database: ArticleFirst

Gale Resource Center:

Login ID: wildcats

Areas to Use: Select the “Opposing Viewpoints in Context”, “U.S. History in Context Resource”, or “Global Issues in Context”. Simply do a basic search or click on top tabs for a specific category of information.

Everything

- Viewpoints (298)
- Images (147)
- Reference (93)
- News (20,626)
- Magazines (2,900)
- Academic Journals (975)
- Statistics (45)
- Audio (1,080)
- Videos (199)
- Websites (440)

In “Opposing Viewpoints” be sure to check out the options including the ones for websites as seen on the left.

Citation: Information is at the end of the article. Be sure to place it in the correct MLA format. Another option is to click on the “citation tools” in the “Tool” bar on the right-hand side—follow the instructions.

Tools

- Bookmark
- Download
- Share
- Citation Tools
- Email
- Print
- Translate
- Save

Lexis/Nexis:

Web ID: lnslibrary

Password: wildcats

Areas to Use: Study separate search areas (News, Legal Research or Legislation) carefully to select which is best for your topic. Once in the selected area, again, read the options for the next choice. Be sure it is sorted by relevance.

Citation: Information is usually at the beginning of the article and you will have to generate your own citation.

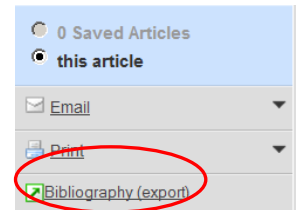
Newsbank:

Username: libertyville

Password: wildcats

Areas to Use: May click on the bold “America’s News” at the top or select specific ones—place date parameters for recent materials if needed. Be sure to have ‘*best matches first*’ highlighted.

Citation: Click on the “Bibliography Export ” on the right-hand side and then select the “MLA Citations” button. Citation is in the 7th Edition MLA style.



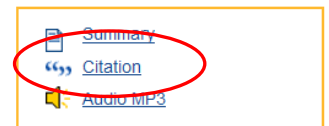
SirS Online:

Login: libertyville

Password: wildcats

Areas to Use: Do a basic search. Sort by date or view the options in the left-hand box titled “Narrow your results”.

Has the top ten Pro/Con items on the side in addition to its research options.



Citation: Click “Citation” tab on the right hand side for the 7th Edition MLA style or simply get it from the bottom of the article.

Step #4: Internet

Google prefer **Google Scholar** <http://scholar.google.com/>

Use the Internet wisely. Set up a good internet search. Remember to use the “+” and “-“ symbols to narrow down the search.

For example: athletes as role models
"athletes as role models" +gov

Yippy

If you need help narrowing your thesis, try the search engine, Yippy at <http://search.yippy.com/>. It clusters topics on the left-hand side that could help you search your topic.

Invisible Web Directories

For sources not on the public web, such as dissertations, use the following. They will be more challenging to use but rewarding. Topics should be general.

Complete Planet http://www.completeplanet.com
Directory of Open Access Journals http://www.doaj.org
Freeality (select the search engines) http://www.freeality.com/international_search_engines.htm
HighWire Press: Free Online Full-text Articles http://highwire.stanford.edu/ Not all are available for free, but for many the abstract is helpful
Infomine http://infomine.ucr.edu/
Info Please http://www.infoplease.com/
Internet Public Library http://www.ipl.org
Lycos Directory http://www.lycos.com/

MagPortal.com

<http://magportal.com/>

Pandia

<http://www.pandia.com/metasearch/index.html>

General Search Engines and Web Sites

IncyWincy

<http://www.incywincy.com/>

Digital Librarian

<http://www.digital-librarian.com/>

Virtual Library

<http://vlib.org/>

Google Books

Find digitized books. Must click on the title to explore its possibilities (used to be able to read if it was full text, snippet view or just a review) <http://books.google.com/books>

Google Headline

<http://news.google.com/>

Google Scholar

<http://scholar.google.com/>

On-Line Journals:

History News Network

Read news articles that relate history to the present and learn historians' views of current events. Includes articles from the left and right.

<http://www.historynewsnetwork.com/>

In These Times Magazine

Provides groundbreaking coverage of current events.

<http://www.inthesetimes.org/>

The Nation Magazine:

Discusses political and social questions. Keep scrolling down to find the topics. Once you click on the topic, the article appears at the same spot—so you'll have to scroll back down again.

<http://www.thenation.com/>

New Republic Magazine

Journal of politics, current events, and the arts.

<http://www.tnr.com/>

Reason Magazine

Provides a provocative mix of news, analysis, commentary, and reviews. Will give more on the effects of an event than the actual history of the event. <http://www.reason.com/>

World Newspapers:

World Newspapers, Magazines, and News Sites in English

<http://www.world-newspapers.com/>

Internet Public Library--Newspapers

<http://www.ipl.org/div/news/>

Online Newspapers—select continent then which newspaper you prefer

<http://www.onlinenewspapers.com/>

Today's Front Pages

<http://www.newseum.org/todaysfrontpages/>

WorldPress.org

<http://www.worldpress.org/gateway.htm>